



English for Ethiopia

Student Textbook

Grade 1 Book 1

International Consultant:

Mary W. Spor, PhD

National Consultants:

Fekadu Mulugeta, PhD

Jemal Mohammed, PhD

Authors:

Anteneh Abebe

Debebe W/Senbet

Hailu Tilahun

Tamene Tadesse

Contributors:

Sahilu Tsige

Editor:

Fisseha Motuma



Federal Democratic Republic of Ethiopia
Ministry of Education

Acknowledgment

The book was produced with financial and technical support of the American People through the United States Agency for International Development (USAID) in collaboration with the Ministry of Education, Regional States Education Bureaus and READ TA Project. The printing expense is covered by the General Education Quality Improvement Programme (GEQIP II).

The Ministry of Education wishes to thank the American people and individuals and groups who were directly or indirectly involved in writing, reviewing and publishing this student textbook and the accompanying teacher's guide.

Copyright 2017 © FDRE, MoE



ISBN: 978-99944-2-832-8

Table of Contents

Unit 1	School	1
Unit 2	People	7
Unit 3	Family	23
Unit 4	Objects	31

UNIT 1


School

Week 1

Lesson 1

1. Oral Language

Greetings




Week 1

Lesson 2

1. Oral Language

Departing



Week 1

Lesson 3

1. Oral Language

“Good Morning Song”

Week 1

Lesson 4

1. Oral Language

“The Alphabet Song”

Week 1

Lesson 5

1. Pre-writing



Pre-writing practice for Lesson 5. The first row consists of five vertical lines. The second row consists of five horizontal lines.

Week 1

Lesson 6

1. Pre-writing

Pre-writing practice for Lesson 6. The first row consists of six vertical lines. The second row consists of a dashed line.



Week 2

Lesson 1

1. Oral Language

“Good Afternoon Song”

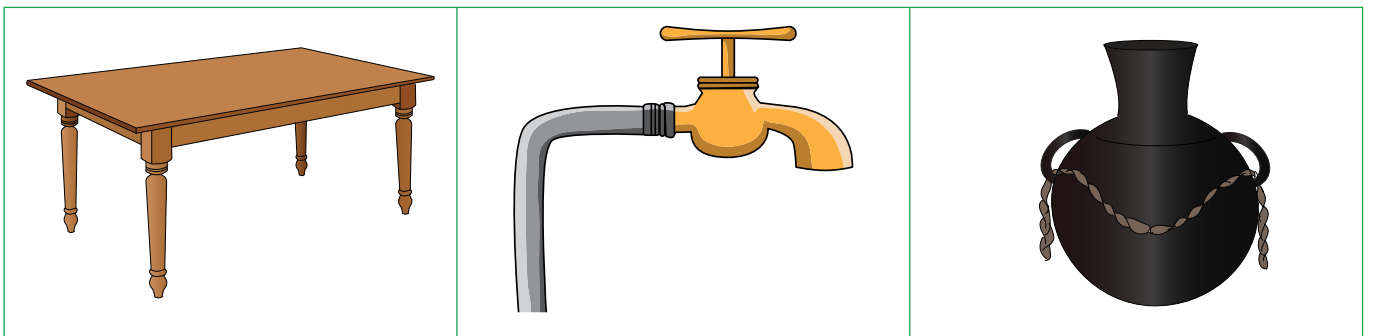
Week 2

Lesson 2

1. Oral Language


“Good Evening Song”

2. Letter Sound



3. Pre-writing





Week 2

Lesson 3

1. Oral Language

“Good Morning, Good Afternoon, Good Evening, Good Night” Song

Week 2

Lesson 4

1. Oral Language



Where I Live



2. Letter Sound



3. Pre-writing




Week 2


Lesson 5

1. Oral Language

Greetings



2. Letter Sound



3. Pre-writing



Week 2

Lesson 6

1. Oral Language

“What is Your Name” Song

UNIT 2


People

Week 3

Lesson 1

1. Oral Language

Parts of Our Body

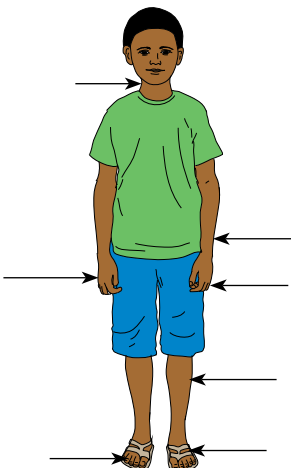


Week 3

Lesson 2

1. Oral Language

Parts of Our Body

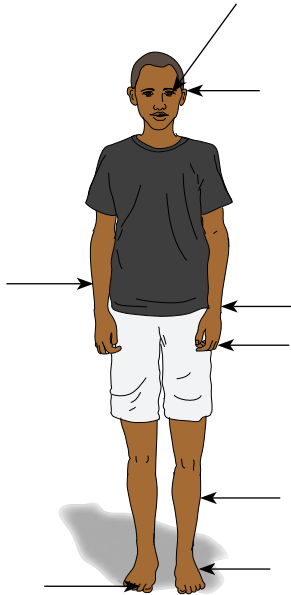


Week 3

Lesson 3

1. Oral Language

Parts of Our Body

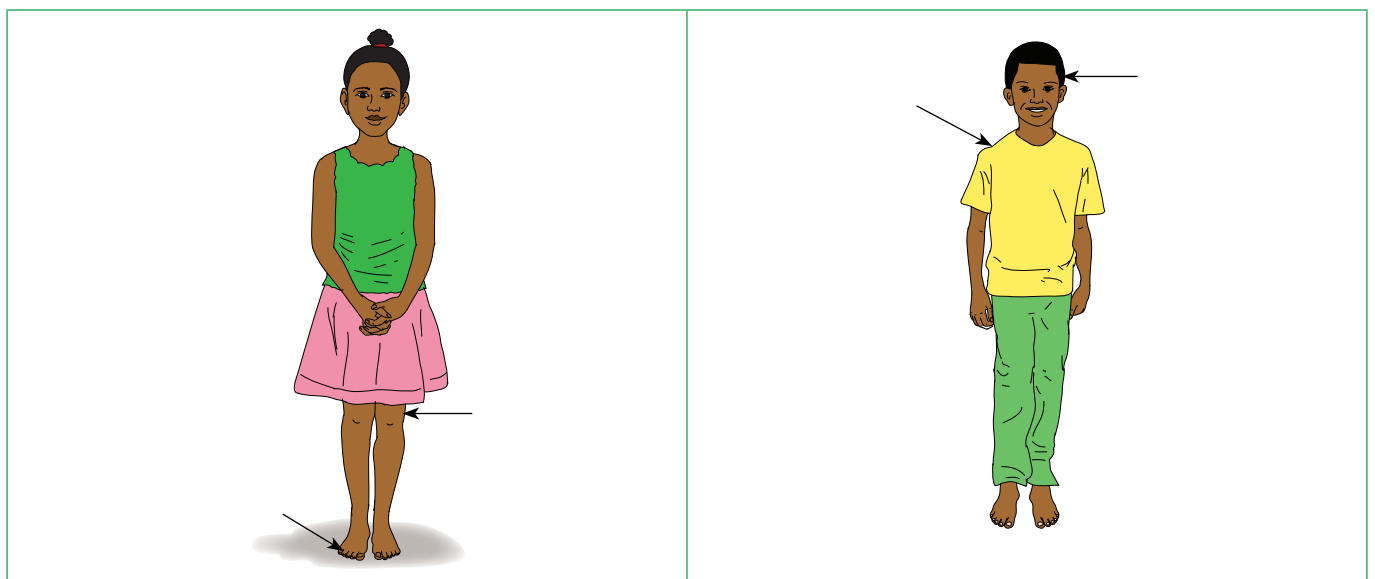


Week 3

Lesson 4

1. Oral Language

“Head, Shoulders, Knees and Toes” Song

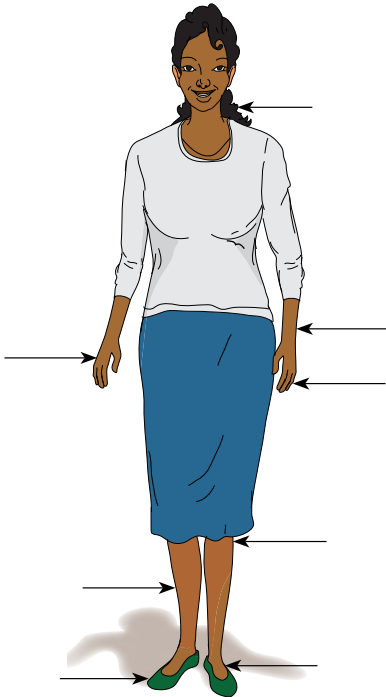


Week 3

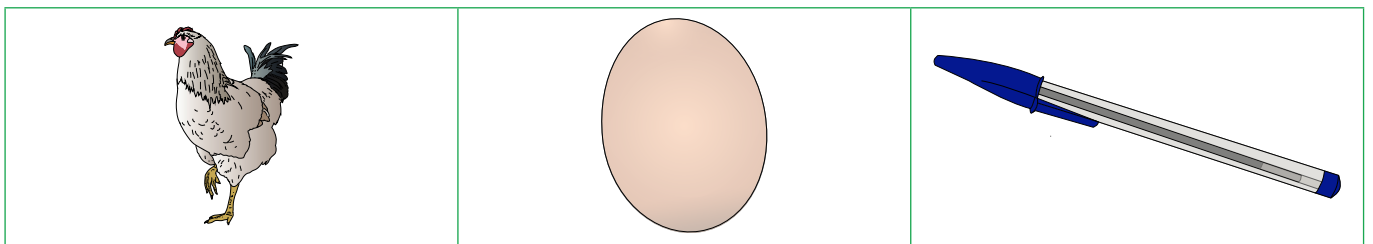
Lesson 5

1. Oral Language


Parts of Our Body



2. Letter Sound




3. Pre-writing



Week 3

Lesson 6

1. Letter Sound



2. Pre-writing




Week 4

Lesson 1

1. Oral Language

One or Two Body Parts

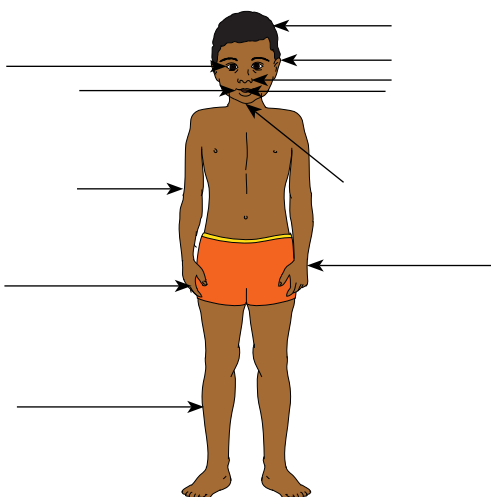


Week 4

Lesson 2

1. Oral Language

“Me Complete” Song

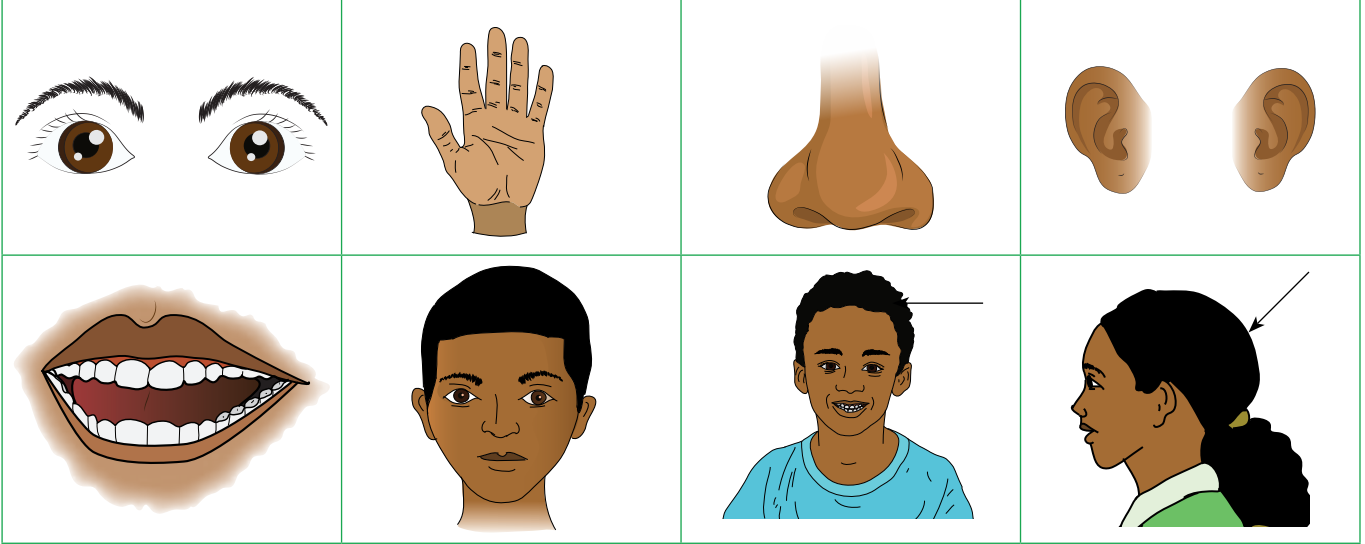


Week 4

Lesson 3

1. Oral Language


Parts of Our Body



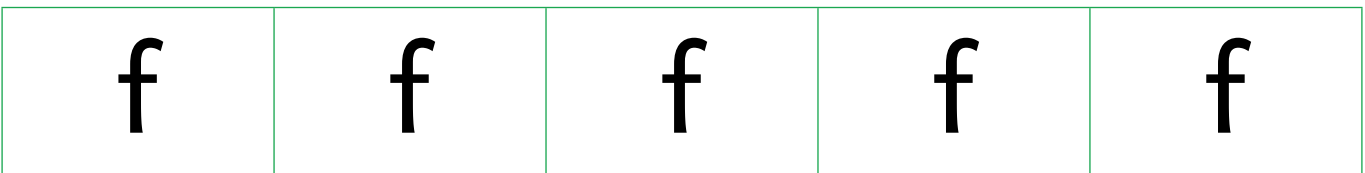
Week 4

Lesson 4

1. Letter Sound



2. Pre-writing




Week 4**Lesson 5****“Body Part Pairs” Song****1. Letter Sound****2. Pre-writing****Week 4****Lesson 6****1. Oral Language****Body Parts**

Week 5

Lesson 1

1. Oral Language

Height




Week 5

Lesson 2

1. Oral Language

Size




Week 5

Lesson 3

1. Oral Language

Shapes




Week 5

Lesson 4

1. Oral Language

“Square Song”




Week 5

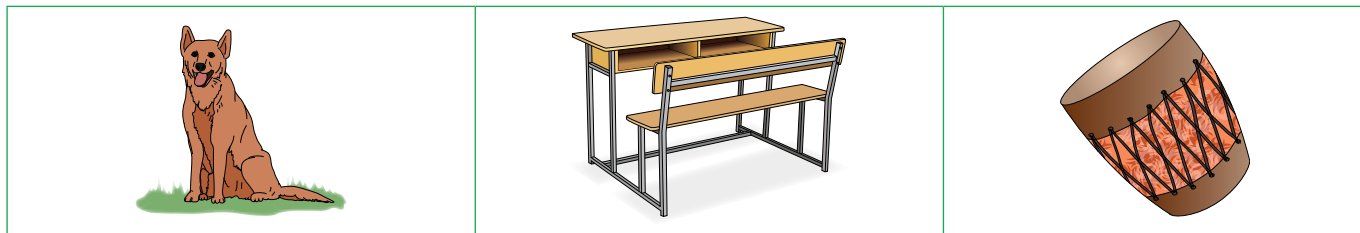
Lesson 5

1. Oral Language

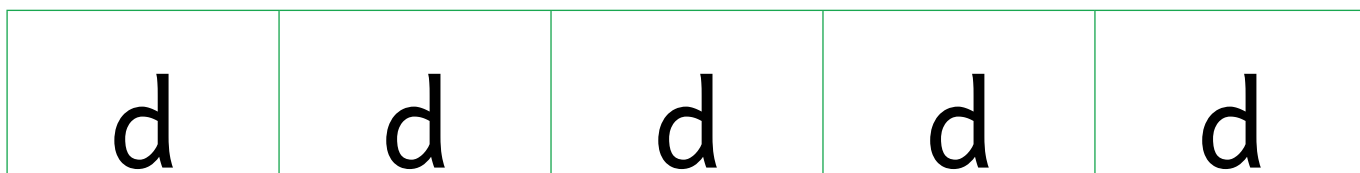

“Circle Song”



2. Letter Sound



3. Pre-writing




Week 5

Lesson 6

1. Oral Language

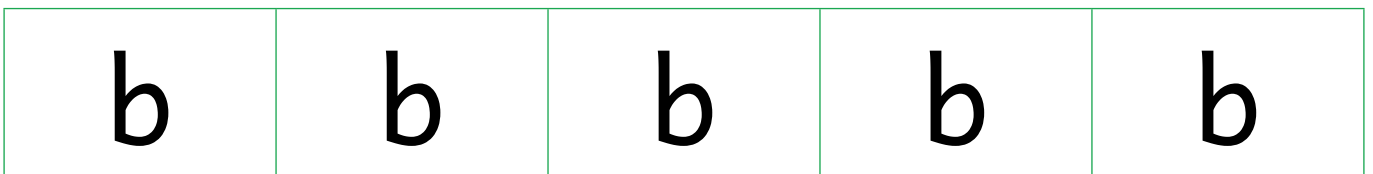

“Oval Song”



2. Letter Sound



3. Pre-writing




Week 6

Lesson 1

1. Oral Language

Describing Faces




Week 6

Lesson 2

1. Oral Language

“My Little Face” Song




Week 6

Lesson 3

1. Oral Language

Height



Week 6

Lesson 4

1. Oral Language



Size



2. Letter Sound



3. Pre-writing



r

r

r

r



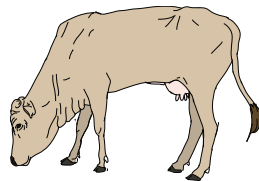
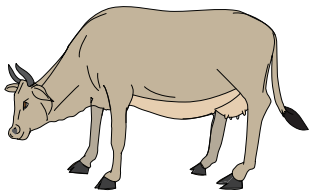
r

Week 6


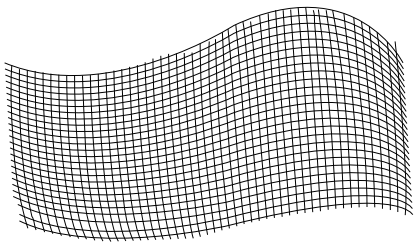
Lesson 5

1. Oral Language

“On the Farm” Song



2. Letter Sound



3. Pre-writing

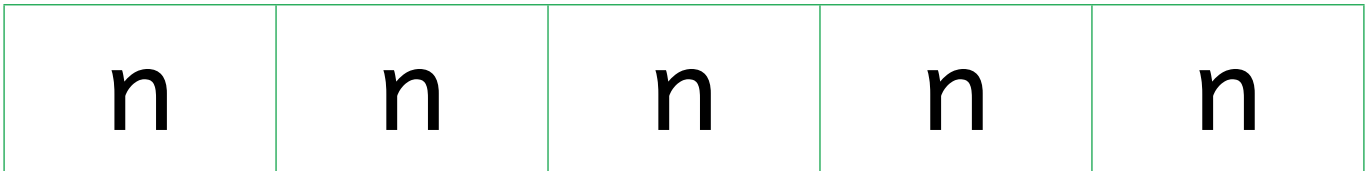

|

|

|

|

|




Week 6

Lesson 6

1. Oral Language

Short and Tall



2. Letter Sound



3. Pre-writing

•	•	•	•	•
---	---	---	---	---

J	J	J	J	J
---	---	---	---	---

Handwriting practice lines with a dashed midline. The first row shows a lowercase letter 'j' with a directional arrow indicating the stroke direction (downward and then a hook to the left). The second row shows a lowercase letter 'j' without the arrow.

j	j	j	j	j
---	---	---	---	---

UNIT 3

Family

Week 7

Lesson 1

1. Oral Language

My Family



Week 7

Lesson 2

1. Oral Language

“Family Song”



Week 7

Lesson 3

1. Oral Language

I have _____



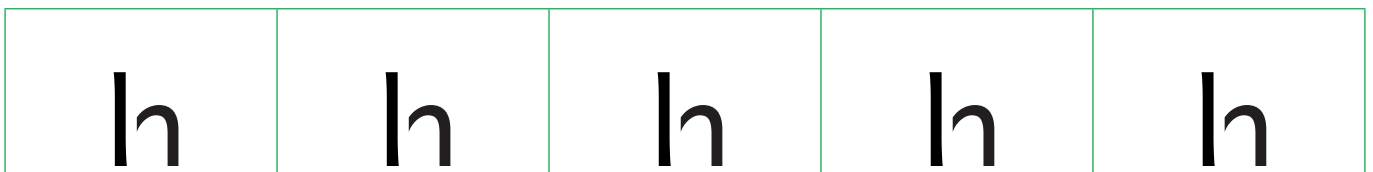

Week 7

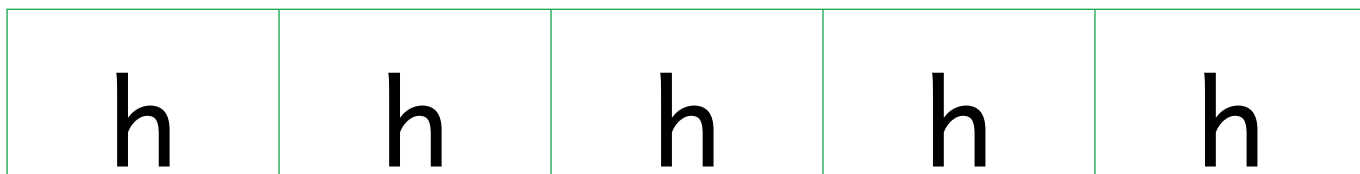
Lesson 4

1. Letter Sound



2. Pre-writing





Week 7

Lesson 5

1. Oral Language

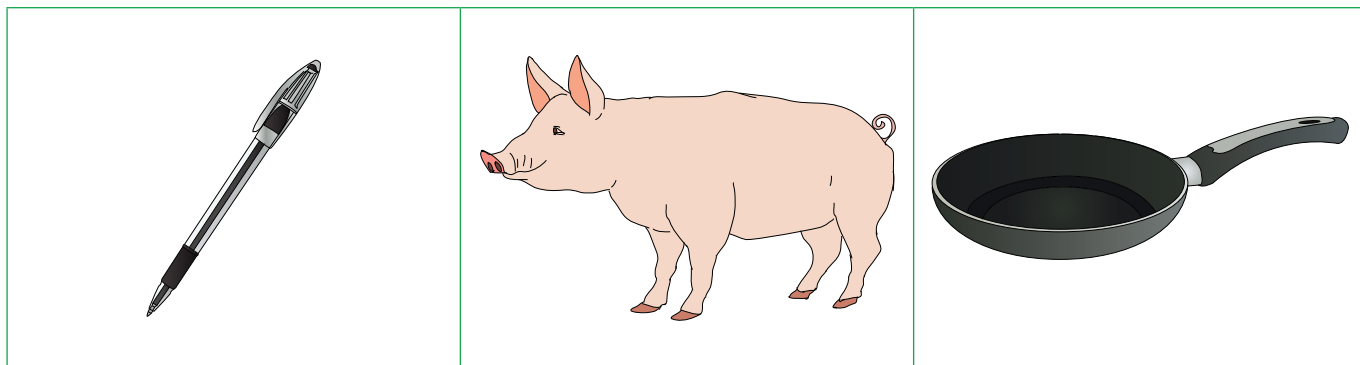
This is my father.



Week 7

Lesson 6

1. Letter Sound



2. Pre-writing



Week 8

Lesson 1

1. Oral Language


“Where Are You?”

Week 8

Lesson 2

1. Oral Language

Family Tree



Week 8

Lesson 3

1. Oral Language

Introducing My Family




Week 8


Lesson 4

1. Oral Language

Family Size



2. Letter Sound



3. Pre-writing



Week 8

Lesson 5

1. Oral Language

“This is My Family” Song

Week 8


Lesson 6

1. Oral Language

Who is this?
Who are these?



2. Letter Sound



3. Pre-writing



UNIT 4

Objects

Week 9

Lesson 1


1. Oral Language

Classroom Objects

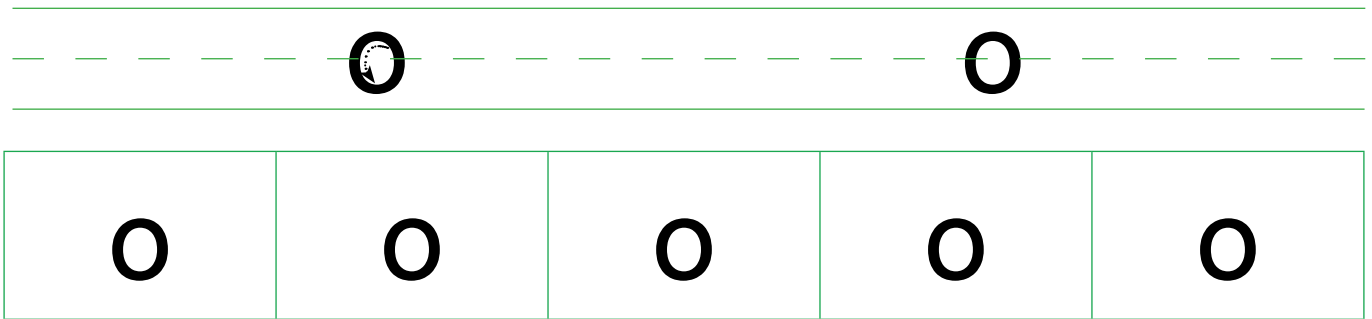
“Welcome to My Classroom” Song



2. Letter Sound



3. Pre-writing




Week 9

Lesson 2

1. Oral Language

What is this? It is

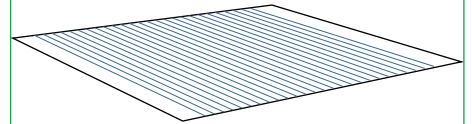
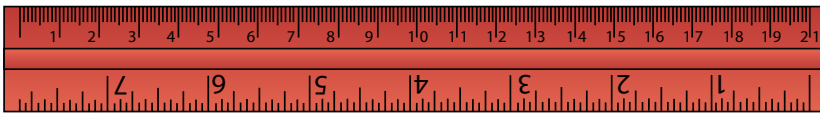
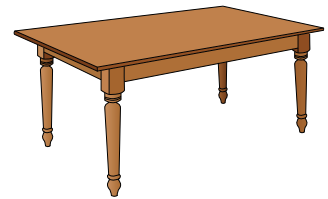



Week 9


Lesson 3

1. Oral Language

What is this?



2. Letter Sound



3. Pre-writing





Week 9

Lesson 4

1. Oral Language

What is this?



Week 9

Lesson 5

1. Oral Language

In the Classroom

There is a _____.

Week 9

Lesson 6

1. Oral Language

This/that

These/those





Week 10

Lesson 1

1. Oral Language

Describing Objects

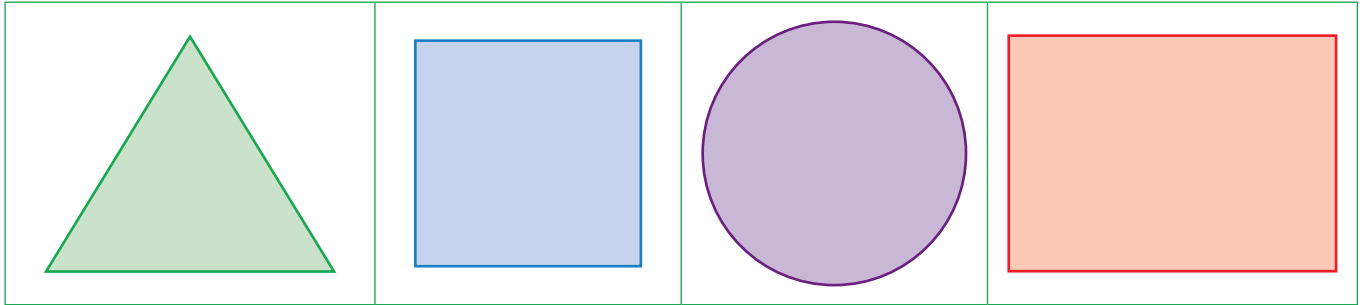


Week 10

Lesson 2

1. Oral Language

Meet the Shape



Week 10

Lesson 3

1. Oral Language

“Shapes” Song

Week 10


Lesson 4

1. Oral Language



Classroom Objects Size



2. Letter Sound



3. Pre-writing



Week 10

Lesson 5

1. Oral Language

“This is Big, Big, Big.” Song

2. Letter Sound



3. Pre-writing



Week 10

Lesson 6

1. Oral Language

“There Was a Little Rabbit” Song

Week 11

Lesson 1

1. Oral Language

Objects I Have.




“Can I Have?” Song

Week 11

Lesson 2

1. Oral Language

She has a pen.

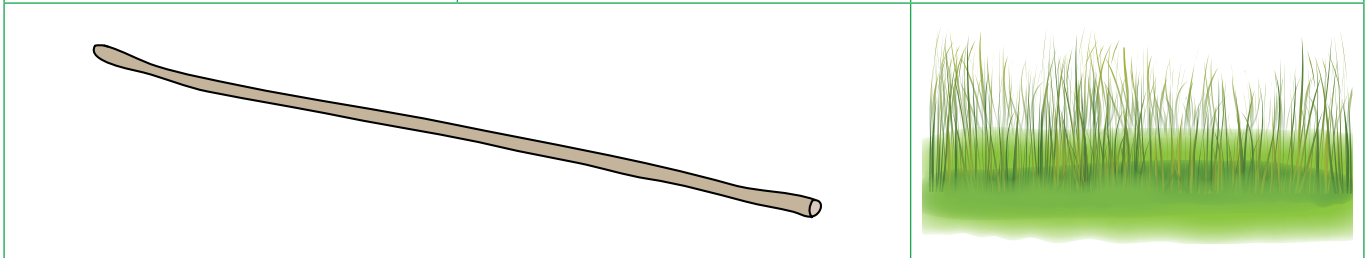



Week 11

Lesson 3

1. Oral Language


What I have.



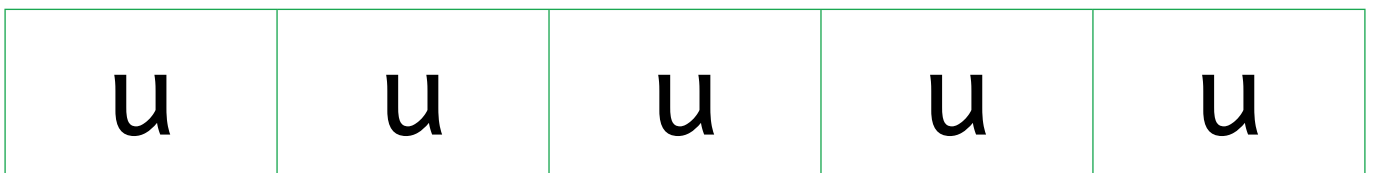


Week 11

Lesson 4

1. Letter Sounds



2. Pre-writing



Week 11

Lesson 5


1. Oral Language

“Red Coat” Song

2. Letter Sound



3. Pre-writing




Week 11


Lesson 6

1. Oral Language

“Happy New Year” Song



2. Letter Sound



3. Pre-writing




Week 12

Lesson 1

1. Oral Language

Classroom Objects




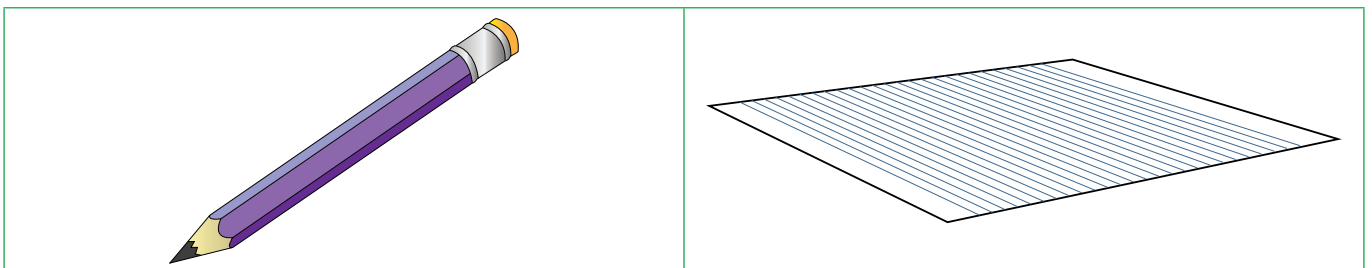

Week 12

Lesson 2

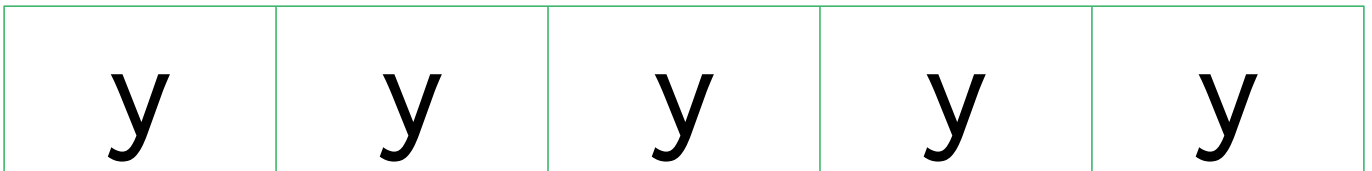

1. Oral Language

Objects I Have



Week 12**Lesson 3****1. Oral Language****“The Teacher Says” Song****Week 12****Lesson 4****1. Oral Language****“I Have a Pencil.” Song****2. Letter Sound**

3. Pre-writing



Week 12


Lesson 5

1. Oral Language

Who has a bag?






2. Letter Sound



“Zip Zoom” Song



3. Pre-writing



z z

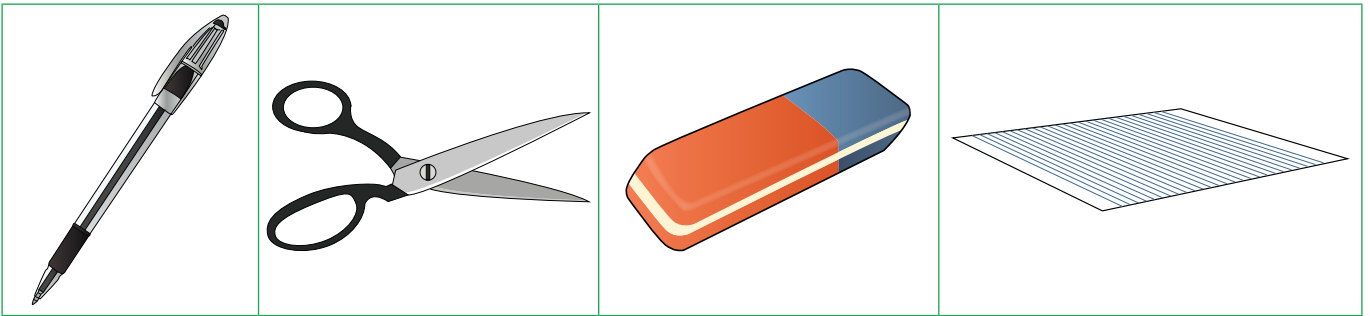
z	z	z	z	z
---	---	---	---	---

Week 12

Lesson 6

1. Oral Language

I have a paper.

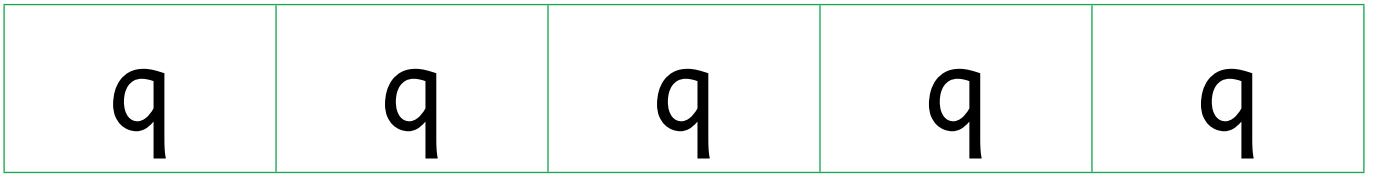




2. Letter Sound



“Letter Q” Song

3. Pre-writing



Week 13






Lesson 1

1. Oral Language

What is this?



2. Reading Letters (e, a, t)

eE		
	elephant	egg
aA		
	apple	
tT		
	tiger	table

3. Writing Letters (e, a, t)

eE eE eE
 eE eE eE
 eE eE eE
 aA aA aA
 aA aA aA
 aA aA aA

tT

tT

tT

tT

tT

tT


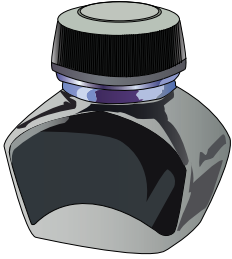




tT

tT

tT

tT

Week 13**Lesson 2****1. Oral Language****I Spy Game****2. Reading Letters (i, n, o)**

iI		
	insect	ink
nN		
	nest	neck
oO		
	ox	ostrich

3. Writing Letters (i, n, o)

iI

iI

iI

iI

nN

nN

nN

nN

oO

oO







oO

oO

Week 13

Lesson 3

1. Reading Letters (s, h, r)

sS		
	sun	star
hH		
	hat	hand
rR		
	rat	rabbit

2. Writing Letters (s, h, r)

sS

sS

sS

sS

hH

hH

hH

hH

rR

rR

rR

rR

Week 13
Lesson 4

1. Letter Sounds

Sound Combination

/p/ + /e/ + /n/ = pen

/m/ + /e/ + /n/ = men

/h/ + /e/ + /n/ = hen

Sound Separation

/p/ - /e/ - /n/


/m/ - /e/ - /n/

/h/ - /e/ - /n/




2. Reading Letter (d, l, u)





dD



dog



donkey

lL		
	legs	bulb
uU		
	umbrella	under

3. Writing Letters (d, l, u)

dD

dD dD dD

lL

lL lL lL

uU

uU uU uU

Week 13

Lesson 5


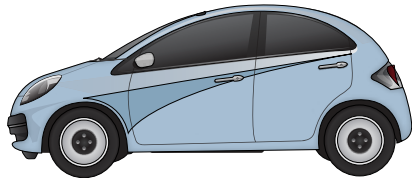




1. Letter Sounds

Sound Combination	
/r/ + /a/ + /t/	= rat
/h/ + /a/ + /t/	= hat
/c/ + /a/ + /t/	= cat

Sound Separation	
/r/ - /a/ - /t/	
/h/ - /a/ - /t/	
/c/ - /a/ - /t/	



2. Reading Letters (c, m, f)

cC		
	cat	car
mM		
	monkey	milk
fF		
	fish	father

3. Writing Letters (c, m, f)

cC

cC

cC

cC

mM

mM

mM

mM

fF

fF

fF

fF


Week 13

Lesson 6







1. Letter Sounds

Sound Combination	
/r/ + /u/ + /g/	= rug
/h/ + /u/ + /g/	= hug
/m/ + /u/ + /g/	= mug

Sound Separation	
/r/ - /u/ - /g/	
/h/ - /u/ - /g/	
/m/ - /u/ - /g/	



2. Reading Letters (w, y, g)

<p>w W</p>	 <p>watch</p>	 <p>window</p>
<p>y Y</p>	 <p>yolk</p>	 <p>yellow</p>
<p>g G</p>	 <p>goat</p>	 <p>grapes</p>

3. Writing Letters (w, y, g)

wW

wW

wW

wW

yY

yY

yY

yY

gG

gG









gG



gG

Week 14
Lesson 1

1. Oral Language

Number and Number Words

	1	
one	one	
	2	
two	two	
	3	
three	three	
	4	
four	four	






	5	
five	five	

2. Reading Numbers

Write the missing letters.

0	1	2	3	4	5
z _ _ o	o _ _	t _ o	th _ _ _	f _ _ r	f _ v _

3. Writing Numbers









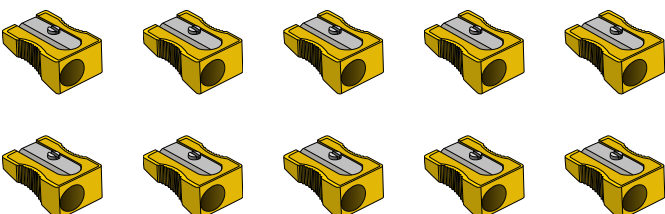
	1	one	
	2	two	
	3	three	
	4	four	
	5	five	

Week 14

Lesson 2


1. Oral Language

Number and Number Words

	6	
six	six	
	7	
seven	seven	
	8	
eight	eight	
	9	
nine	nine	
	10	
ten	ten	

2. Reading

Mesfin and his sister Lissan are picking mangoes. The mango garden is behind their house. Their mother asks for six mangoes. Lissan and Mesfin each picks three. Their mother will be happy.



3. Writing Numbers

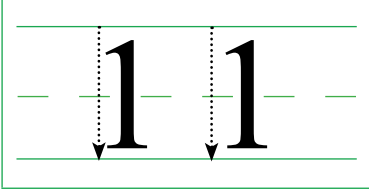

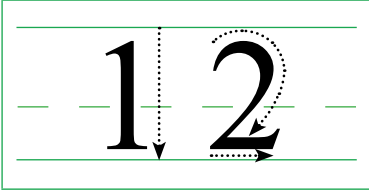
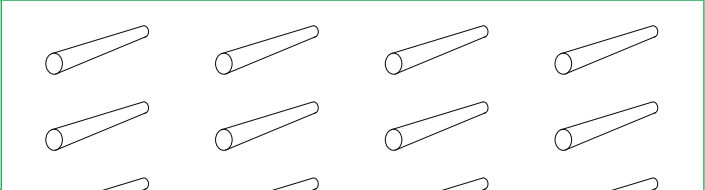


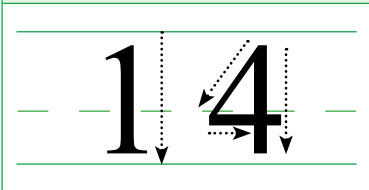
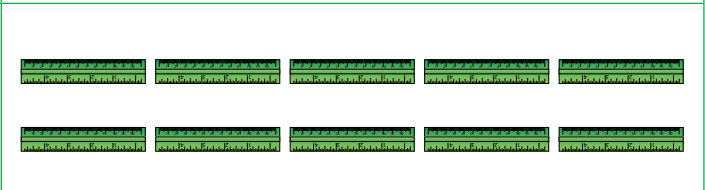
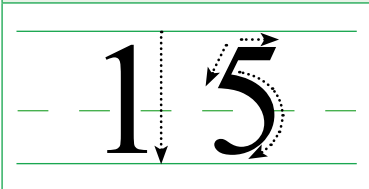

	6	six	
	7	seven	
	8	eight	
	9	nine	
	10	ten	

Week 14

Lesson 3

1. Oral Language


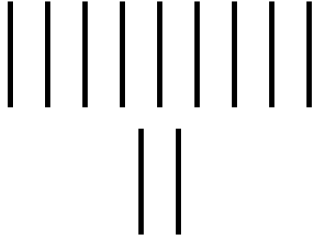

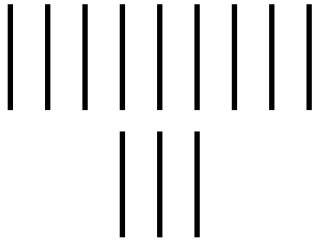

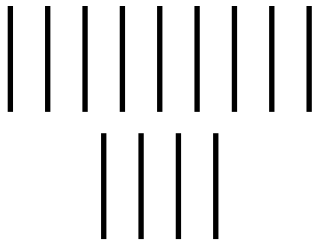
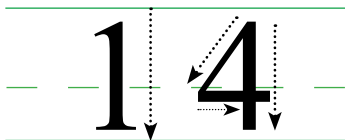
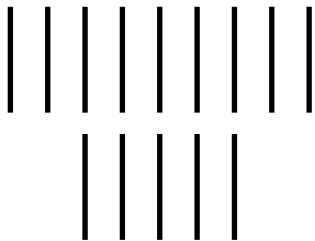
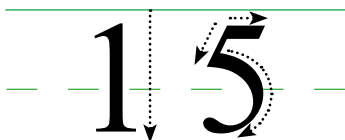

Numbers and Number Words

	11	
eleven	eleven	
	12	
twelve	twelve	
	13	
thirteen	thirteen	
	14	
fourteen	fourteen	
	15	
fifteen	fifteen	

2. Reading Numbers

11	eleven
12	twelve
13	thirteen
14	fourteen
15	fifteen

3. Writing Numbers

	11	eleven	
	12	twelve	
	13	thirteen	
	14	fourteen	
	15	fifteen	

Week 14

Lesson 4

1. Oral Language

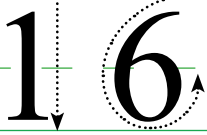

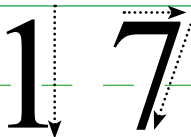







Number and Number Words

	16	
Sixteen	Sixteen	
	17	
Seventeen	Seventeen	
	18	
Eighteen	Eighteen	
	19	
Nineteen	Nineteen	
	20	
Twenty	Twenty	

2. Reading Numbers

16	sixteen
17	seventeen
18	eighteen
19	nineteen
20	twenty

3. Writing Numbers


	16	sixteen	
	17	seventeen	
	18	eighteen	
	19	nineteen	
	20	twenty	

Week 14**Lesson 5****1. Oral Language****“Ten Green Bottles” Song**

Ten green bottles on a shelf on the wall,
 If one green bottle should tip and fall,
 There will be nine green bottles on the shelf
 on the wall.




Nine green bottles on the shelf on the wall.
 If one green bottle should tip and fall.




There will be eight green bottles on the shelf
 on the wall.


Eight green bottles




Seven green bottles




Six green bottles




Five green bottles




Four green bottles



Three green bottles ...




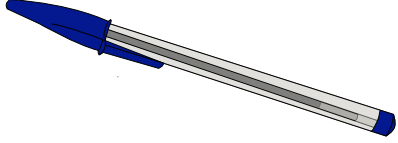


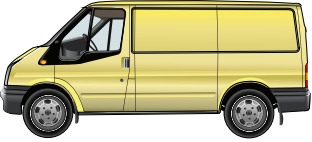



Two green bottles ...



One green bottle on the shelf on the wall,
 If that one green bottle should tip and fall,
 There will be zero green bottles on the shelf
 on the wall.



2. Reading Letters (p, b, v, k)

pP		
	pot	pen
bB		
	ball	basket
vV		
	van	vest
Kk		
	kite	kitten

3. Writing Letters (p, b, v, k)

pP

pP

pP

pP

bB

bB

bB

bB

vV

vV

vV

vV

kK

kK

kK

kK


Week 14

Lesson 6







1. Letter Sounds


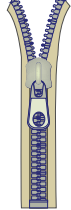
Sound Combination	
/p/ + /o/ + /t/	= pot
/f/ + /o/ + /x/	= fox
/b/ + /o/ + /x/	= box

Sound Separation	
pot	= /p/ - /o/ - /t/
fox	= /f/ - /o/ - /x/
box	= /b/ - /o/ - /x/



2. Reading Letters (q, j, x, z)

qQ		
	queen	quill
jJ		
	jug	jump
xX		
	ox	box

zZ		
	zebra	zip

3. Writing Letters (q, j, x, z)

qQ

qQ

qQ

qQ

jJ

jJ

jJ

jJ

xX

xX

xX

xX

zZ

zZ

zZ

zZ

Week 15

Lesson 1

1. Oral Language

“The Alphabet Song”

The Alphabet Song

a b c d e f g
 h i j k l m n o p
 q r s t u v
 w x y and z.

Now I know my a, b, c's.


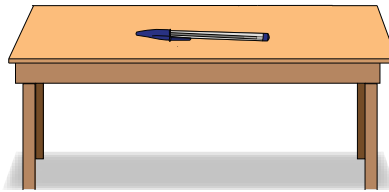
Next time, won't you sing with me?

Ten Little Donkeys

One little, two little, three little donkeys,
 Four little, five little, six little donkeys,
 Seven little, eight little donkeys,
 Nine little donkeys,
 Ten little donkeys in a line.
 Ten little, nine little, eight little donkeys,
 Seven little, six little, five little donkeys,
 Four little, three little, two little donkeys,
 One little donkey all alone.

2. Reading

On the desk, there is _____.
 There is a pen.
 There is a book.



3. Writing

Write the English alphabet in lower case letters in your exercise book. Read the alphabet together out loud with the class. Point to each letter as you read it.

Sing “The Alphabet Song.”





Week 15

Lesson 2

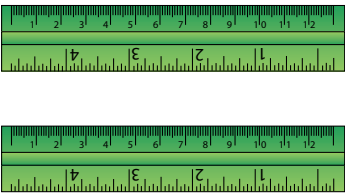


1. Oral Language

Counting

How many There is / are

<p>How many apples are there? There is one apple.</p>		<p>How many pencils are there? There are two pencils.</p>	
<p>How many books are there? There are three books.</p>		<p>How many pens are there? There are four pens.</p>	

2. Reading

		
<p>There are two rulers.</p>	<p>There are five balls.</p>	<p>There are four erasers</p>

3. Writing

There are two rulers.

There are five balls.

There are four erasers.

Week 15

Lesson 3

1. Oral Language

How Old Are You?

How old are you?		
	I am six years old.	I am seven years old.
		

2. Reading

I am six years old.
 I am seven years old.
 I am eight years old.
 I am nine years old.

3. Writing

Write the English alphabet in capital (upper case) letters in your exercise book. Read the alphabet together out loud with the class. Point to each letter as you read it.

Sing “The Alphabet Song.”

Week 15**Lesson 4****1. Oral Language****Counting Numbers****Zero - One - Two - Three**

Zero - one – two – three, count with me.

It is very easy, you can see.

Four, five, six, seven, eight, nine, ten

Now we will start counting again.

2. Reading Numbers and Number Words

1	one
2	two
3	three
4	four
5	five
6	six
7	seven
8	eight
9	nine
10	ten

3. Writing

one two three four five

six seven eight nine ten

Week 15

Lesson 5

1. Oral Language


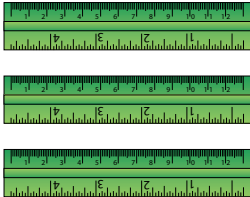


Counting Numbers

“Odd and Even” Song

Zero, two, four, six, eight,
These even numbers are just great.

One, three, five, seven, nine
These odd numbers are just fine.

2. Reading Numbers and Number Words

			
2 - two books	3 - three rulers	4 - four windows	5 - five chairs

3. Writing

There are two books.

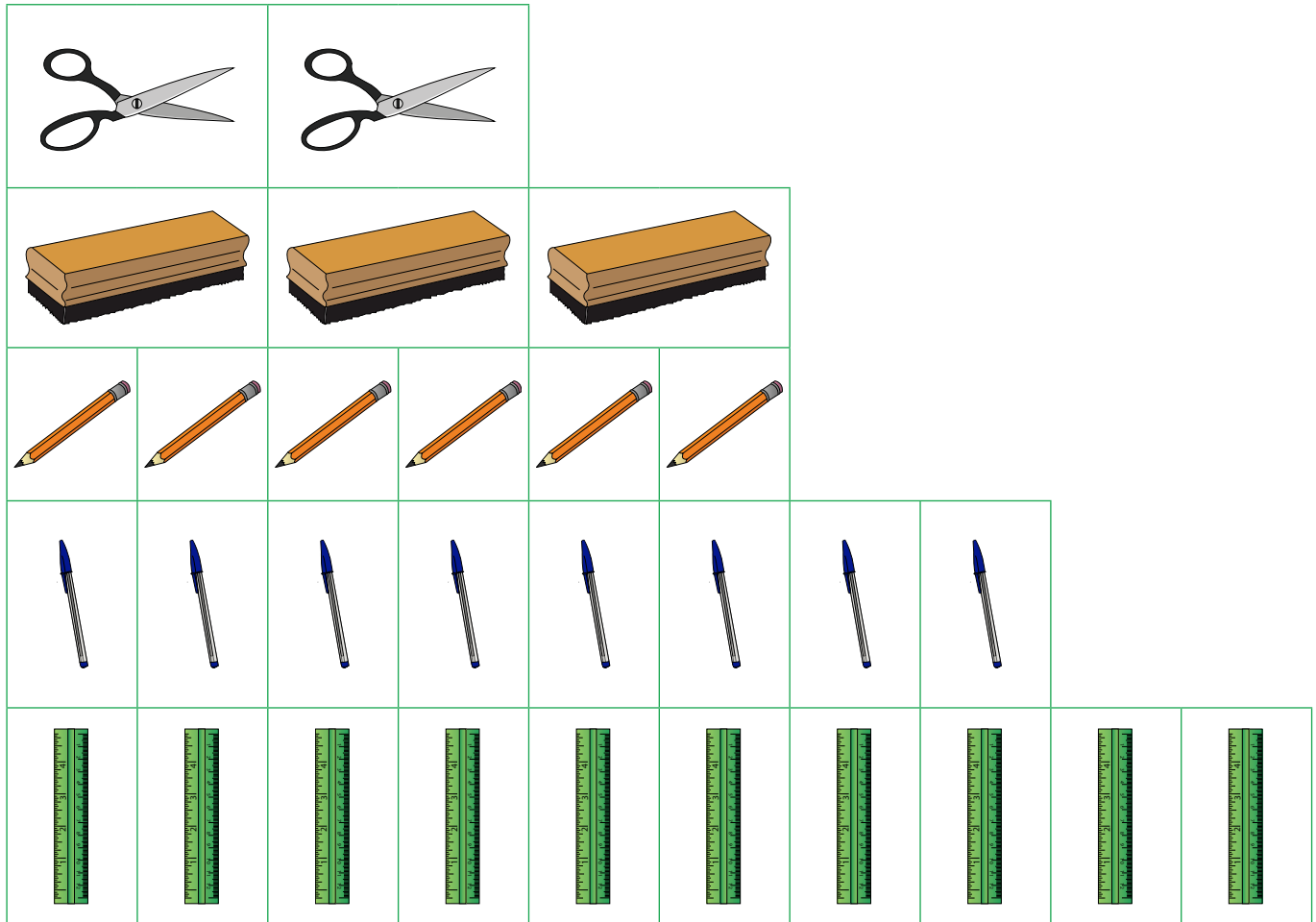
There are three rulers.

Week 15



Lesson 6

1. Oral Language

Counting Numbers



2. Reading

<p>two books</p> <p>three pencils</p> <p>four erasers</p> <p>How many _____ do you have?</p> <p>I have _____.</p>		
	<p>He has three pencils.</p>	<p>She has two books.</p>

3. Writing

I have two books.

He has three pencils.